



40W (1/18.5 HP)

SPEED CONTROL & BRAKE REVERSIBLE MOTORS Frame size 90mm sq. (3.54 in. sq.)

Single-Phase

LEAD WIRE TYPE

SPECIFICATIONS

30MIN. DUTY, INSULATION CLASS A or E, 4POLES

Model	Output (W)	Voltage (V)	Freq. (Hz)	Input (W)	Max. Current (A)	Permissible Torque						Speed Range (rpm)	Starting Torque			Capacitor (μ F)
						1200(rpm)			900(rpm)				(kg-cm)	(N-m)	(oz-in)	
L9R40□C LES	40	1 \emptyset 100	50	110	1.18	3.1	0.304	43.05	1	0.098	13.89	90~1400	2.8	0.274	38.88	15
			60	110	1.3	2.5	0.245	34.72	1	0.098	13.89	90~1700	2.8	0.274	38.88	
L9R40□D LES	40	1 \emptyset 200	50	110	0.59	3.1	0.304	43.05	1	0.098	13.89	90~1400	2.8	0.274	38.88	4
			60	110	0.69	2.5	0.245	34.72	1	0.098	13.89	90~1700	2.8	0.274	38.88	
L9R40□B LES	40	1 \emptyset 200	60	120	0.69	3.2	0.314	44.44	1.2	0.118	16.66	90~1700	3.6	0.353	49.99	4
L9R40□E LES	40	1 \emptyset 200	60	110	1.3	2.5	0.245	34.72	1	0.098	13.89	90~1700	2.8	0.274	38.88	12
L9R40□X LES	40	1 \emptyset 200	50	110	0.67	3.2	0.314	44.44	1.15	0.113	15.97	90~1400	3.4	0.333	47.22	3.5

* Model in grey screen represents the motors with THERMALLY PROTECTED according to UL regulation.

* Model in dark grey screen represents the motors with THERMALLY PROTECTED according to CE regulation.

* In case of some models certificated for export, the special cord like CE or UL is added after the existing model no. ex) L9I60 □XH-CE, L9I60 □EH-UL.

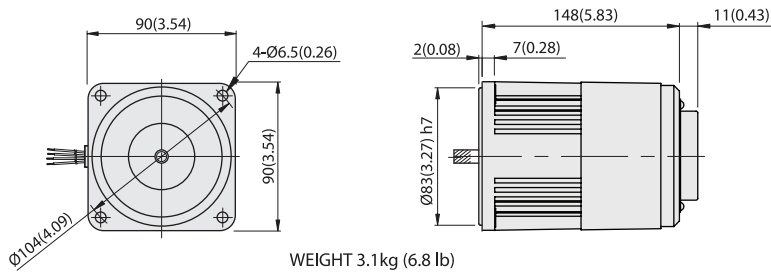
* Insulation class for motors which acquired certificates for export is B.

SPEED CONTROL & BRAKE REVERSIBLE MOTORS

DIMENSIONS

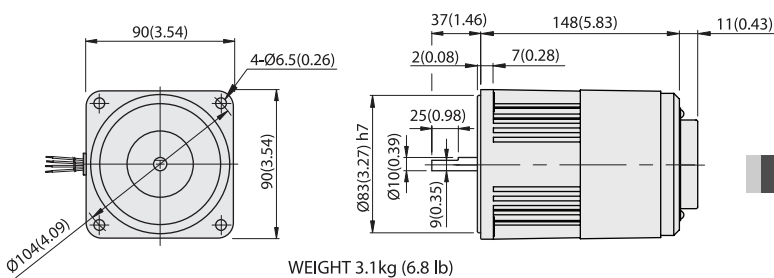
L9R40P□ LES

Unit : mm(inch)



WEIGHT 3.1kg (6.8 lb)

L9R40D□ LES

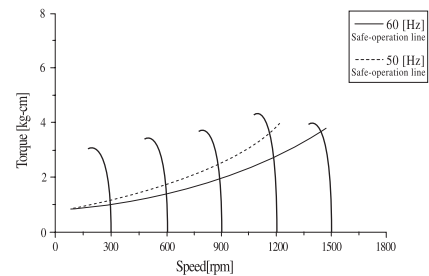


WEIGHT 3.1kg (6.8 lb)



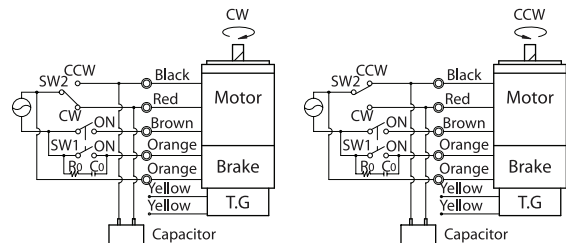
SPEED-TORQUE CURVE

Single phase L9R40□□ LES



CONNECTION DIAGRAMS

Standard or with T.P.(Thermal protector)



The direction of rotation is seen from the end of motor shaft.